

Once Upon A Time

An intergenerational read-
aloud series

Youth Commission

5/18/2026

1

Background

Intergenerational programs have been studied as an approach to improving well-being and connection within communities.

For older adults: sense of purpose, usefulness, well-being

For children:
understanding/perception of older adults, empathy, social-emotional skills



2



An Intergenerational Approach

Highlight diverse literature
 Develop a love of reading + learning
 Promote early literacy
 AND
 Bring together divided generations
 Foster a sense of community

3

Once Upon a Time

80+ children, parents/caregivers, and older adults

Brunch, books, and crafts

Day 1: Old and New Fairytales at the Half Moon Bay Library

Day 2: Celebrating Cultures and Communities at the North Fair Oaks Library



4

The events

1. Small group reading
2. Build-a-house challenge; lantern making
3. Coloring, food, conversation
4. Book raffle



5

Storytime connections

Arts and crafts – building things together


Conversation starters – parents and elders

A real sense of energy and community



6

Thank you!



Play & Learn
with Help Me Grow

County-Wide Developmental Playgroup

Carol Elliott, Director of Administration
Martha Carcamo, Manager Healthcare & Community Outreach
Pahola Villalta-Suazo, Play & Learn Program Coordinator

First 5 San Mateo County Commission
5-18-26

Resources to Thrive from 0-5

1

GOALS

Increase Parental Knowledge of Child Development and Parenting Skills

- Understand the significance of play
- Build knowledge of developmental milestones
- Support caregiver child engagement
- Encourage responsive caregiving practices

Increase Social Connections

- Strengthen parent-child relationships, parent-parent relationships

Develop Social and Emotional Competence of Children

- Skills in sharing, cooperation & empathy
- Navigate social situations
- Manage emotions and build friendships

Provide Concrete Support for Parents

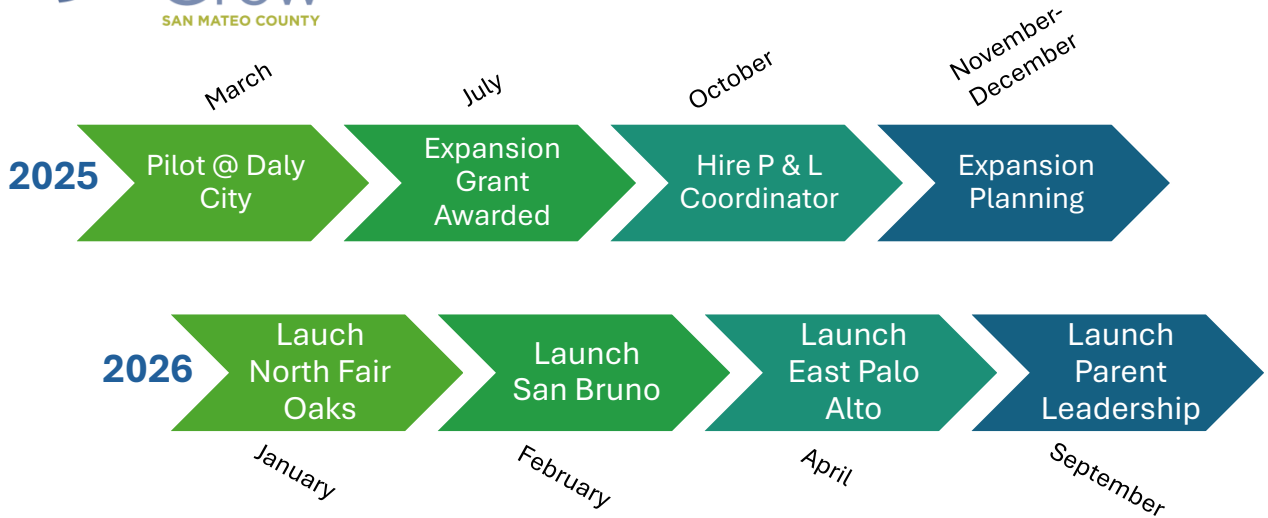
- Help Me Grow staff are available to answer questions on a consistent basis
- Develop trust with families
- Connect families to resources when needed
- Encourage universal developmental screening

Developmental Playgroup
Library-based
1 hour
Weekly
Drop-in = no sign ups!
Staffed by Help Me Grow
4 Locations

2



Play & Learn Timeline



3



Play & Learn Structure:

- Welcome
- Song Time
- Felt Board
- Learning Circle Domain
- Free Choice:
 - Tabletop Activity of the Day
 - Floor time



4

Learning Circle: Domain of the Month



HELP ME GROW LEARNING CIRCLE PHYSICAL DEVELOPMENT (GROSS AND FINE MOTOR)

WHAT IS PHYSICAL DEVELOPMENT

Physical development is your child learning how to grow, move, and control their body. It is a journey that starts from birth, where your child gains the strength and coordination needed to explore their world and become more independent.



WHAT IT LOOKS LIKE



- It's generally divided into two main areas:
- Big Body Movements (Gross Motor Skills)**
 - These involve the large muscle groups in the arms, legs, and torso. They are the "power" movements that help your child get from one place to another.
 - Examples: Rolling over, crawling, walking, running, jumping, and climbing stairs.
 - Small Hand Movements (Fine Motor Skills)**
 - These involve the small muscles in the hands, fingers, and wrists. They are the "precision" movements that require focus and hand-eye coordination.
 - Examples: Grasping a rattle, picking up a piece of cereal, using a spoon, drawing with a crayon, or buttoning a shirt.

WHY IT MATTERS

- Physical growth is connected to everything your child does:
- Brain Power:** As children move and explore, they build new connections in their brain that help with thinking and problem-solving.
 - Confidence:** Every time a child masters a new skill—like taking their first steps or stacking a tower of blocks—they feel a sense of "I did it!", which builds their self-esteem.
 - Social Skills:** Physical play, like rolling a ball back and forth or playing "Tag," teaches children how to take turns and cooperate with friends.



WAYS TO SUPPORT PHYSICAL DEVELOPMENT



- Tummy Time:** For infants, this is the "gym" where they build the neck and shoulder strength needed for sitting and crawling.
- Active Play:** Encourage daily movement, like family dance parties or trips to the park. It is recommended that toddlers and preschoolers get at least 3 hours of active play spread throughout the day.
- Hands-on Fun:** Provide toys like blocks, Play-Doh, and crayons to let your child practice using those small hand muscles.



5

Activity of the Day: Tabletop & Floor Time Activities



6

Community Collaboration



7



ATTENDANCE TO DATE FY26

TOTAL DUPLICATED
 Parents 1370
 Children 1332

	Daly City Serramonte Library	North Fair Oaks Library	San Bruno Library	East Palo Alto Library
Groups	32	18	14	5
avg adult	23.9	12.6	22.9	11
avg child	22.8	13.2	20.9	14

8

FY26 Q3 Play & Learn Survey Data:

3 sites – 38 responses total (25% in Spanish)

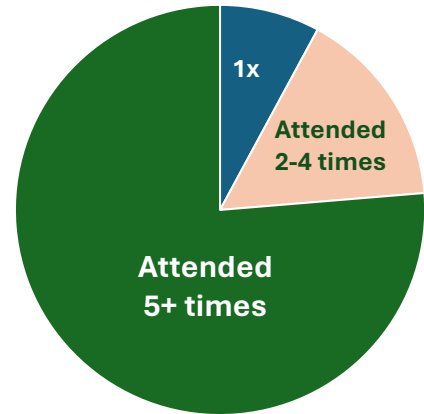
100% satisfaction:

- Allowing me to meet other parents
- Allow my child to meet other children
- Creating a free, safe, engaging environment for my children
- Having time to play with my child
- My child experiencing an environment with other children to prepare them for when they start preschool, childcare, TK or Kindergarten

97% satisfaction:

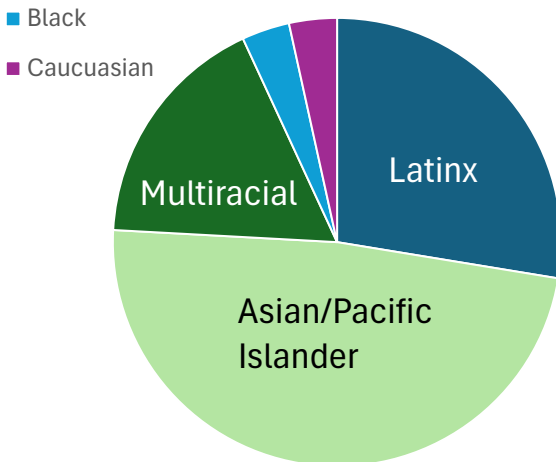
- Having access to staff to answer questions about my child's development and parenting
- Build my confidence that I can support my child's development
- Increase my understanding of the importance of play in child development
- Increase my understanding about child development and the developmental areas

Family Engagement

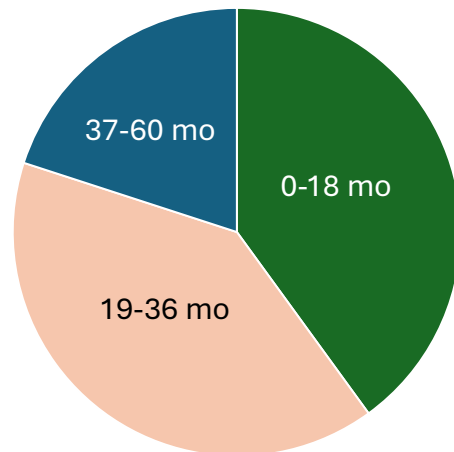


9

Child Ethnicity



Child Age



10

What do you enjoy most about Play & Learn?

Me gusta mucho sentirme escuchada acerca del desarrollo de mi hija (I really like feeling heard about my daughter's development)

My daughter learning to communicate with other children and still learning to share

Social playtime with other children her age

Learning for both kids and myself. Watch the kids enjoy the time here.

I like how the teachers make their rounds to every child and parent. They are very engaged.

Floor play, my child interacting with other kids

The program is beneficial for parents/caregivers and children, and the Daly City Library staff are so appreciative.



Success Story & Q & A





Proposition 10 Statute and Commission Responsibilities

May 18, 2026

Kitty Lopez, Executive Director

1



The case for investment in the first 5 years of life

The science behind early childhood investment

Economics benefit

Societal benefit

Moral imperative

2





3

PROPOSITION 10 The Children and Families Act of 1998

Voter approved

November 1998, California voters passed [Proposition 10](#), the "Children and Families Act of 1998" initiative.

Tobacco Tax

The act levies a **tax on cigarettes and other tobacco products** to provide funding for early childhood development programs.

Child Focused

Revenues must be used to enhance the **early growth experiences of children**

First 5 Revenue

Tobacco **tax revenues are collected at the state level**. 80% to county commissions, 20% to state commission



3



4

PROPOSITION 10 Strategic Initiatives

Improved health and development

Children who are healthy in mind, body, and spirit grow up confident in their ability to live a fulfilling, productive life.

Improved early education

Skills that allow one to problem solve and think creatively are developed in early childhood education settings and nurtured through community and parental reinforcement

Improved family resilience

Young children are entirely dependent upon caregivers for survival, and nurturing parents and caregivers provide the foundation for a child's ability to create successful relationships, solve problems, and carry out responsibilities.

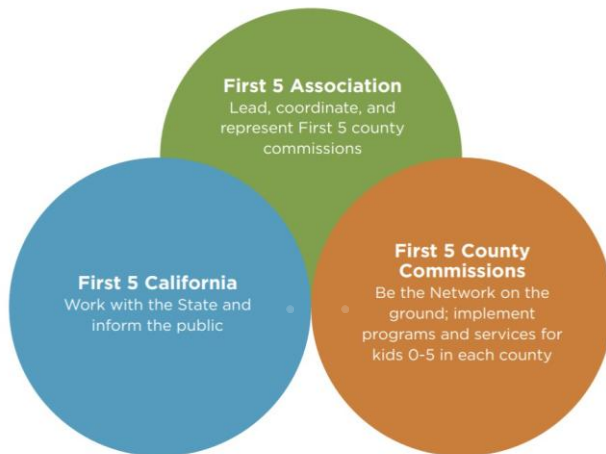
Improved systems

Many parents and caregivers with young children have difficulty in accessing existing forms of assistance, much less learning about and utilizing new services that are introduced.



4

PROPOSITION 10 Strategic Initiatives



Prop 10 passed;
First 5 Network established in statute

The Act specified a “system of information and services to enhance optimal early childhood development and to ensure that children are ready to enter school. This system should function as a **network**”

Together, the First 5 Network seeks to ensure that every child in California has the opportunity to thrive in safe, nurturing, and supportive environments.



5



COUNTY COMMISSION ROLE

First 5 County Commissions are the network on the ground.

- They implement programs and services for kids 0-5 in each county.
- County Commissions implement the F5 Network’s strategy locally, through programs, services, and advocacy.
- They use data and knowledge from their experience to inform and support the Network’s strategy
- Local voice to advocate for county’s youngest children



6



GOVERNANCE FRAMEWORK

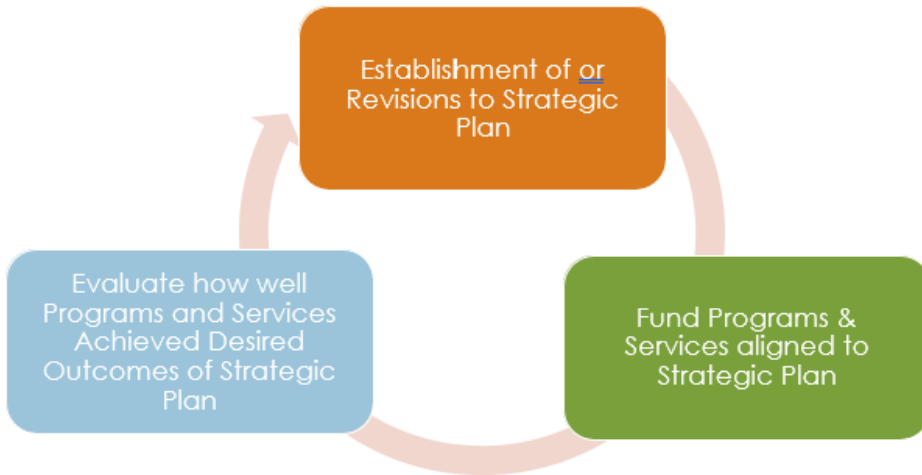
The governance of First 5 entities is grounded in transparency, accountability, and adherence to legislative mandates, including Proposition 10 and the Brown Act

Mandates from the California Children and Families Act (Proposition 10)

- Strategic Planning (Section 130140 (C), (D), (E), (F))
- Outcome-Based Accountability (Section 130100 (b), Section 130140 (C) (ii), (iv))
- Transparency and Public Accountability (Section 130140, Section 130151)
- Comprehensive and Integrated Service Delivery (Section 130140 (C) (ii))
- Non-Supplantation (Section 130140 (d)(3))



7



By directing Commission efforts around strategic planning, monitoring program outcomes, and engaging with the community, you uphold the core principles of **transparency**, **equity**, and **accountability** on behalf of your Commission and in alignment with the Prop 10 founding legislation.



8



9

OPERATIONAL GUIDANCE

Strategic Planning

- Alignment with Prop 10 Framework
- Accountability and Measurable Outcomes
- Key Partner Engagement
- Resource Allocation and Sustainability

Statutory Mandate

Commissions are required to **develop and adopt a strategic plan** tailored to local community needs.

Commissions must conduct an **annual review** and at least one public hearing of the review before adopting revisions.

Submit the adopted strategic plan and any subsequent revisions to the State Commission



9



10

OPERATIONAL GUIDANCE

Funding and Evaluating Programs

- Implementation Options
- Evaluation Efforts
- First 5 CA Annual Report – Local Evaluation Report

Statutory Mandates

First 5 Commissions must adhere to **results-based accountability** inclusion submission of an annual report to First 5 California.

Prop 10 calls for the creation of a **coordinated system of services and information** that enhances early childhood development.

Prop 10 emphasizes **local control** enabling Commissions to design programs and allocate resources based on community need.



10



11

OPERATIONAL GUIDANCE

Budgeting and Financial Management

The core financial responsibilities of Executive Directors include:

- Establishing and Managing Budgets
- Compliance with Prop 10 Restriction
- Oversight and Accountability
- Maximizing Resources



12



Thank you!

First5SanMateo.org





First 5 San Mateo County FY 2026-27 Draft Budget

Kitty Lopez
Khanh Chau
May 18, 2026

1

FY 2026-27 Draft Budget - Key Take Aways

- Revenues
 - \$3.590 M from Interest and Tobacco Tax Revenue.
 - \$3.000 M from Other Grant Revenues (\$1.282M Non-Baby Bonus and \$1.717M Baby Bonus grants)
- Appropriations
 - Execute \$2.821 M strategic plan SPIP FY 2025-28 (\$2.637M SPIP & \$185K carry-over fund)
 - Execute \$2.901 M Other Grants (including \$1.717M Baby Bonus Program)
- Draw down \$1.475M from Fund Balance/Reserves
 - to support the implementation of the new strategic plan SPIP FY 2025-28,
 - to leverage additional funding sources.



2

FY26-27 Draft Budget - Budget Summary

	FY 25-26 Revised Budget	FY 26-27 Draft Budget	Increase / (Decrease) \$	Increase / (Decrease) %	Notes for FY 26-27 Draft Budget
Beginning Fund Balance (Beginning Reserves*)	13,395,495	12,459,294	(936,201)	-7%	Lower Beginning Fund Balance as the agency continues to draw down Reserves* to fund strategic investment implementation plan SPIP FY25-28 and to leverage additional funding sources
Total Revenues	7,557,253	6,590,003	(967,250)	-13%	Lower Beginning Fund Balance, lower Tobacco Tax Revenue allocation, and one-year MHSA grant ending.
Total Available Fund (Total Sources*)	20,952,748	19,049,297	(1,903,451)	-9%	Same above.
Total Appropriations (Net Appropriations*)	8,493,454	8,064,660	(428,794)	-5%	Net decreases are associated with one-year MHSA grant ending and the increase execution of the Baby Bonus program.
Ending Fund Balance (Ending Reserves*)	12,459,294	10,984,637	(1,474,657)	-12%	Net decreases are associated with lower Beginning Fund Balance, lower Tobacco Tax Revenue allocation, one-year MHSA grant ending, and the increase execution of the Baby Bonus program.
Total Requirements* (Net Appropriations*+ Ending Reserves*)	20,952,748	19,049,297	(1,903,451)	-9%	Same as above

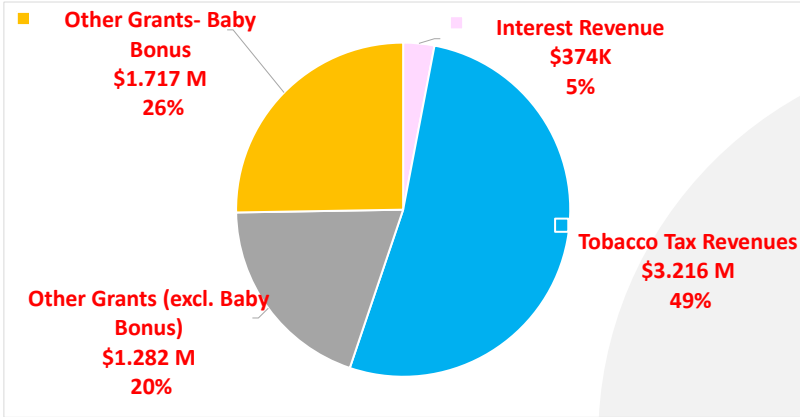
3

Total Revenues

Tobacco Tax Revenues (Per Prop 10 statute, annual allocations)	Other Grant Revenues (through competitive grant applications)
<ul style="list-style-type: none"> ❖ Tobacco Tax Revenue Projections with Flavor Ban released January 2026, 6% declining rate. ❖ Receive \$3.591 M combined Tobacco Tax Revenue and Interest Revenue <ul style="list-style-type: none"> ✓ \$374K Interest Revenue ✓ \$3.217M Tobacco Tax Revenue 	<ul style="list-style-type: none"> ❖ Continue to seek additional new funding sources and leverage others. ❖ New grant acquisitions (leverage/matching fund) to augment F5SMC strategic plan SPIP FY2025-28. ❖ Award and execute total \$2.999 M Other Grants <ul style="list-style-type: none"> ✓ \$1.282 M Other Grant awards (excl. Baby Bonus Program). ✓ \$1.717 M Other Grants – Baby Bonus Program
55% of Fiscal Revenue	45% of Fiscal Revenue

4

Total Revenues



Total Revenues \$6.590 M



5

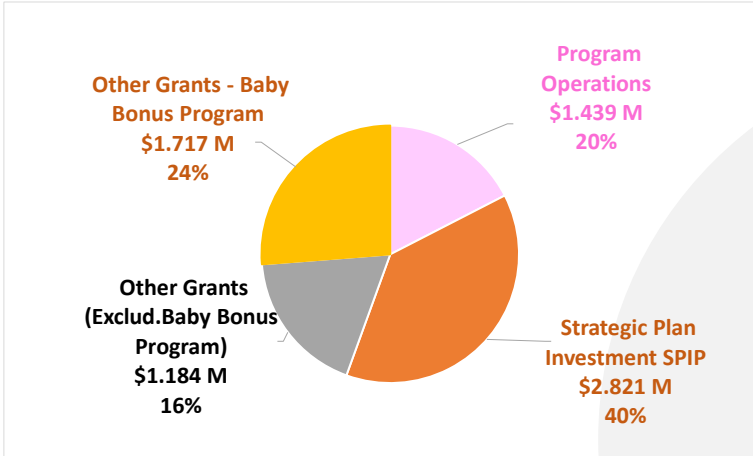
Total Program Appropriations

Strategic Plan Implementation SPIP (Per Prop 10 statue, annual allocations)	Other Grant Appropriations (through competitive grant applications)
<ul style="list-style-type: none"> ❖ Execute \$2.821 M strategic plan SPIP FY 2025-26 (including \$185K carry-over fund) <ul style="list-style-type: none"> ✓ \$2.600 M / year as per SPIP FY 2025-28 funding allocation as Commission approved the new strategic plan and LTFP. ✓ \$185K SPIP (of \$650K) FY 2023-25 Carry-Over for additional funding allocations to the SPIP FY 2025-28 implementation. <p style="text-align: center;">39% Total Program Appropriations</p>	<ul style="list-style-type: none"> ❖ Execute \$2.901 M Other Grants <ul style="list-style-type: none"> ✓ \$1.184 M Other Grants Appropriations (including \$1 M MHSA one-time grant award). ✓ \$1.717 M Other Grants – Baby Bonus Program ✓ Other Grant acquisitions (leverage/matching fund) to augment investment strategies of F5SMC strategic plan SPIP FY2025-28. <p style="text-align: center;">40% Total Program Appropriations</p>



6

Total Program Appropriations

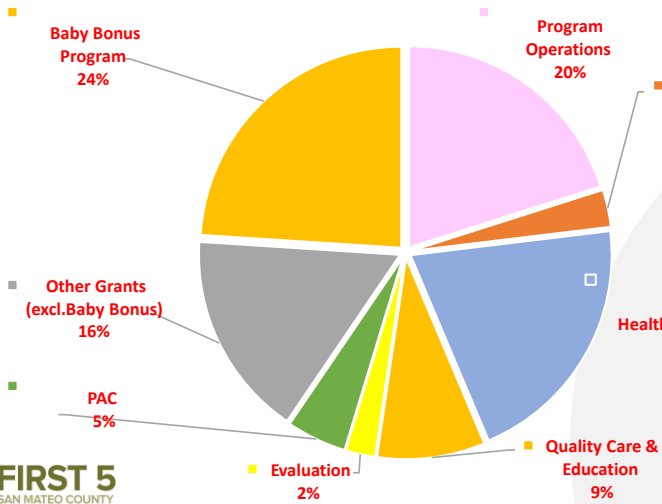


Total Program Appropriations \$7.161 M



7

Total Program Appropriations Community Investment by Initiatives



Total Program Appropriations \$7.161 M



8

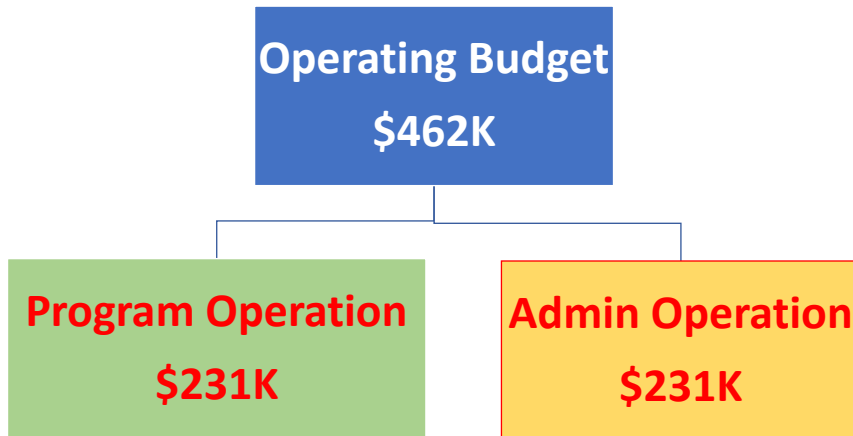
Other Grants

Grants	Funders	Grant Amounts	Grant Terms	Status
Help Me Grow Call Center CY2027	Peninsula Healthcare District	\$60K	CY2027	Recurring funding each calendar year.
Children & Youth Behavior Health Initiatives	Heluna Health (State Tax \$)	\$750K	FY23-27	Ongoing grant execution
Integrated System for Children with Special Needs ISCSN & Trauma Informed System Initiatives TRISI	Sequoia Healthcare District	\$2.088 M	FY25-28	Ongoing grant execution
IMPACT Legacy Renewal	F5 San Benito (Tobacco Tax \$)	\$325K	FY26-27	Pending grant renewal approval
Baby Bonus Program	Multiple funding sources	\$6.495 M	FY25-29	Ongoing grant execution



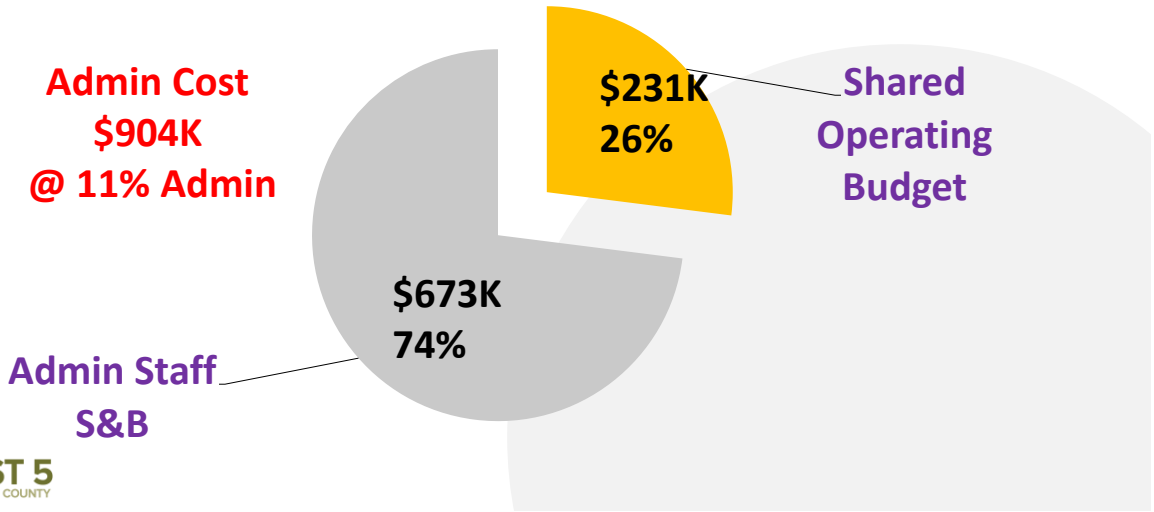
9

Operating Budget



10

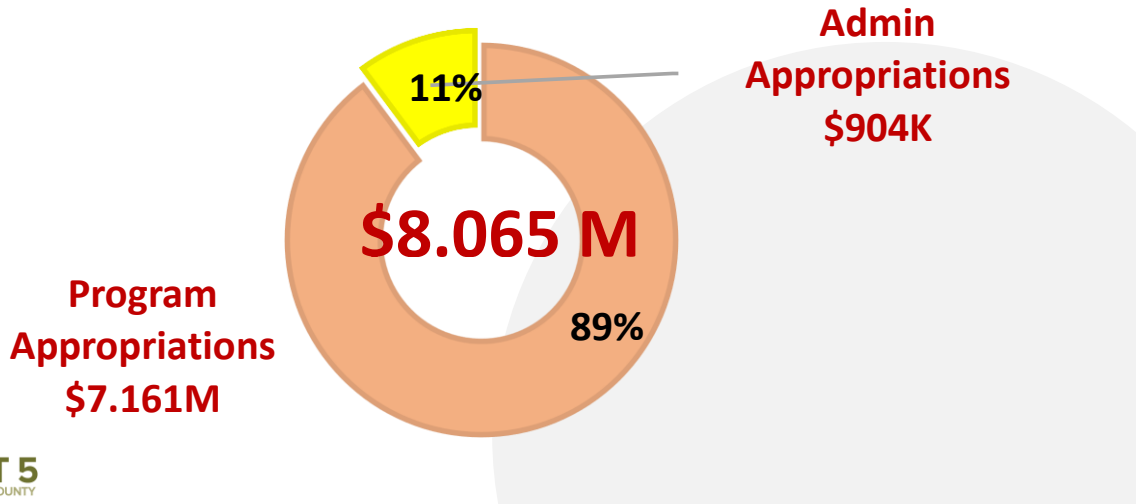
Admin Budget



11

Total Appropriations

CHART TITLE



12

Fund Balance Classification - GASB 54

Restricted

- For specific purposes
- ❖ By external resources providers/Outside Funders
- Other Funding Grants
- Baby Bonus programs

Committed

- For specific purposes
- ❖ By First 5's highest level decision-making authority, the First 5 Board of Commissioners.
- SPIP FY 2025-30

Assigned

- For specific purposes
- Neither Restricted nor Committed
- ❖ By First 5's Board of Commissioners or by Finance Committee.
- Pension Liabilities / Operational Reserves



13

Projected Ending Fund Balance \$10,895 M

\$2.181 M Restricted

- \$1.722 M Baby Bonus
- \$459K CYBHI, TRISI, ISCSN, Impact Legacy, Impact Hub, Help Me Grow grants.

\$3.740 M Committed

- \$2.683 M F5SMC SPIP FY25-28 executed contract obligations.
- \$1.057 M pending SPIP FY25-28 contracting planning.

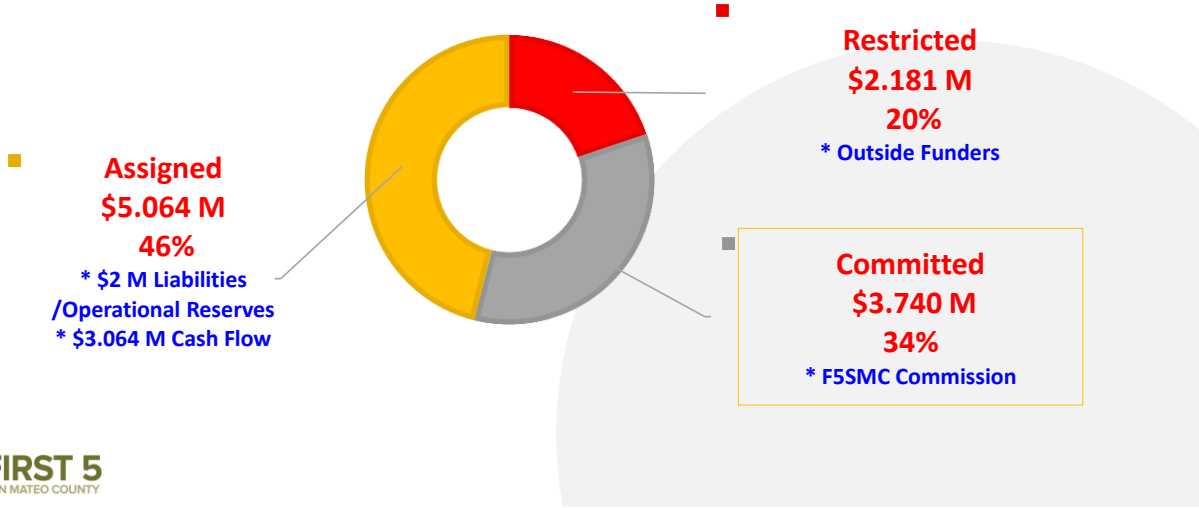
\$5.064 M Assigned

- \$2.000 M Reserves for F5SMC pension liability & 6 months operational reserves.
- \$3.064 M Reserves for essential operational cash flow (4.5 months of Total Appropriations of \$8 M)



14

Projected Ending Fund Balance \$10,895 M



FY26-27 Draft Budget Summary

Commission to approve drawing down \$1.475 M from Ending Fund Balance (Reserves*) to fund F5SMC’s FY26-27 Adopted Budget

Total Revenue	\$6.590 M
Total Appropriations (Net Appropriations*)	\$8.065 M
Ending Fund Balance (Reserves*)	\$10.985 M
Surplus / (Déficit) (Total Revenue - Net Appropriations*)	(\$1.475 M)



FY26-27 Draft Budget Summary

- **Issue to Consider :**
 - ✓ FY26-27 Budget Revision in February 2027
- **Action Required:**
 - ✓ Approval of F5SMC's FY26-27 Draft Budget
 - ✓ Approval of the Use of Ending Fund Balance (Reserves*) of \$1.475 M to fund the F5SMC's FY26-27 Adopted Budget



17

Q & A



18



First 5 California

Annual Report for
FY 2024-2025

1

Review of the 2024-25 F5 California Annual Report

- It is a requirement of Prop 10 that each year's First 5 California Annual Report is reviewed in a public hearing by each First 5 County Commission
- The full F5CA 2024-25 report can be accessed online at:
https://www.cfcf.ca.gov/pdf/about/budget_perf/annual_report_pdfs/F5CA_AnnualReport_2025_D6.pdf



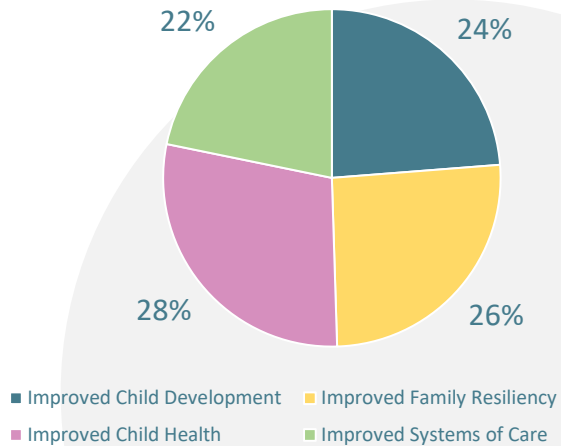
2

Investments



In FY 2024-25, First 5 County Commissions invested **\$297.9 million** in Services and **\$82.7 million** in Systems Change

Total Expenditures by Result Area



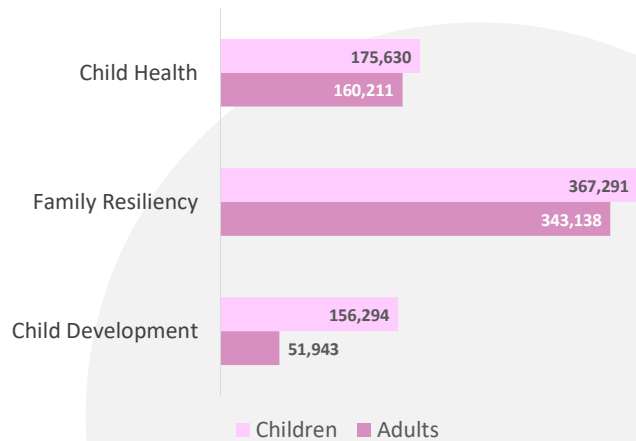
3

Clients Served



In FY 2024-25, First 5 County Commissions provided **641,015** child services and **511,241** adult services

Services by Result Area & Recipient



4

Child Demographics

- Hispanic/Latine: 31%
- White: 9%
- Asian: 4%
- Black: 4%
- Multiracial: 2%
- Alaska Native or American Indian: <1%
- Pacific Islander: <1%
- Other/Unknown: 47%



5



Quality Counts California & Impact Legacy

- 10,195 sites participate across the state, supporting 39,995 teachers
- Participating sites included 3,832 Family Child Care Homes and 1,792 family, friend, and neighbor providers
- In total, 310,491 California children ages 0 to 5 benefitted from the quality improvement support provided by QCC

6

Support for Population-Level Research

First 5 California has entered into a three-year, \$2.7 million contract with the California Health Interview Survey (CHIS)

- Each year, CHIS surveys approximately 20,000 California households, providing robust insights that inform public health priorities across the state.
- In 2025, CHIS developed a policy on childcare that explored disparities in access and affordability and examined impacts on parental stress, employment, and child development

New areas of inquiry will include:

- Father involvement
- Child mental health
- The role of systems in supporting child and family well-being



7

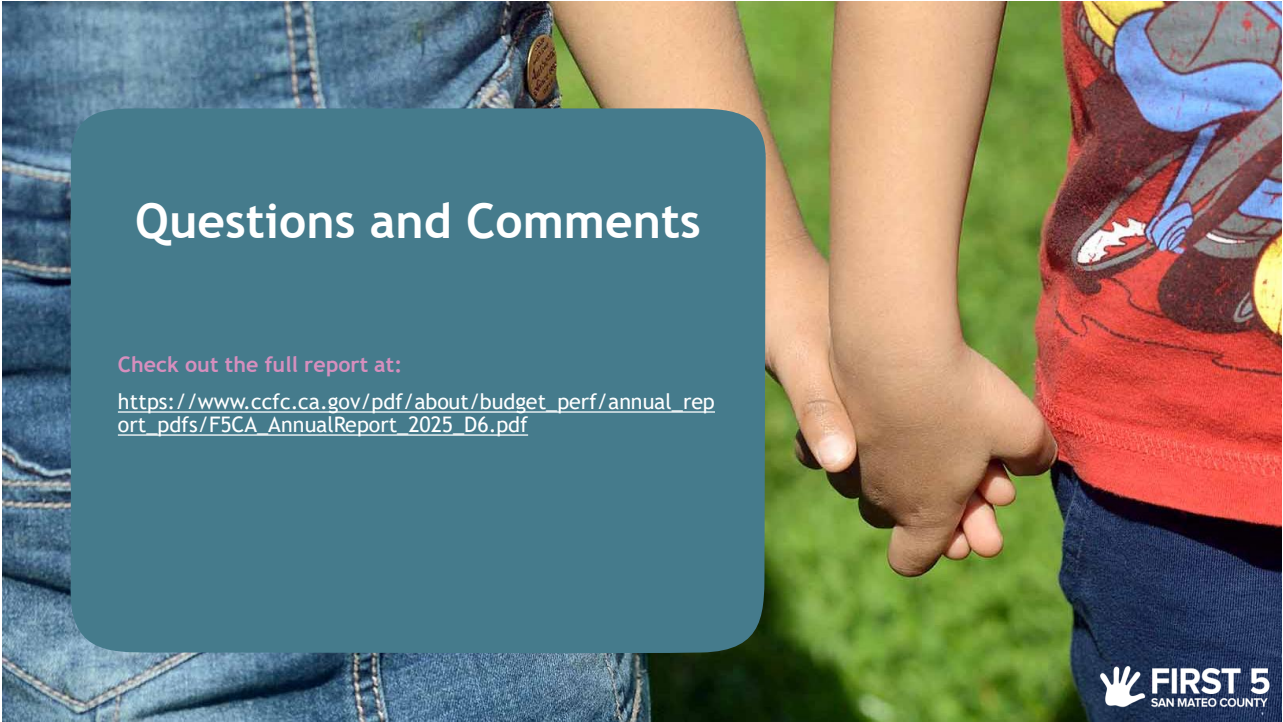


Stronger Starts Media Campaign

F5CA continued its campaign to raise awareness about toxic stress, trauma, and how they can impact parenting:

- Cell-Ed program for parents about toxic stress:
 - 87% recognized that stress affects their parenting
 - 84% learned how to keep parental stress from affecting their children
- Digital storytelling, articles, and explainers on social media and online

8



Questions and Comments

Check out the full report at:

https://www.cafc.ca.gov/pdf/about/budget_perf/annual_report_pdfs/F5CA_AnnualReport_2025_D6.pdf