



SAN MATEO  
COUNTY HEALTH  
All together better.

# First5 Commission Children's Health Initiative Update

Srija Srinivasan, Marmi Bermudez

December 13, 2021

Sharing our  
journey of  
health for all  
kids in San  
Mateo County  
– Children's  
Health Initiative

- History and key milestones
- Trend in public health insurance
- Learnings and next steps

# Our locally rooted collective effort – action, advocacy and impact

- Vision of health insurance for all kids
- Coalition-building, fundraising
- Launched Healthy Kids
- Outreach, enrollment, retention, utilization

- Reach and need increased
- Achieved **95-98% of kids insured**
- Local support sustained our effort
- Evaluation highlighted + gains

- State policy changes to streamline coverage
- Affordable Care Act changes landscape
- Local efforts inform statewide advocacy

- Medi-Cal expanded to cover undoc kids
- Closed local Healthy Kids
- Directed \$ to support and learn from undoc families, strengthen dental capacity

2002-2005

2006-2010

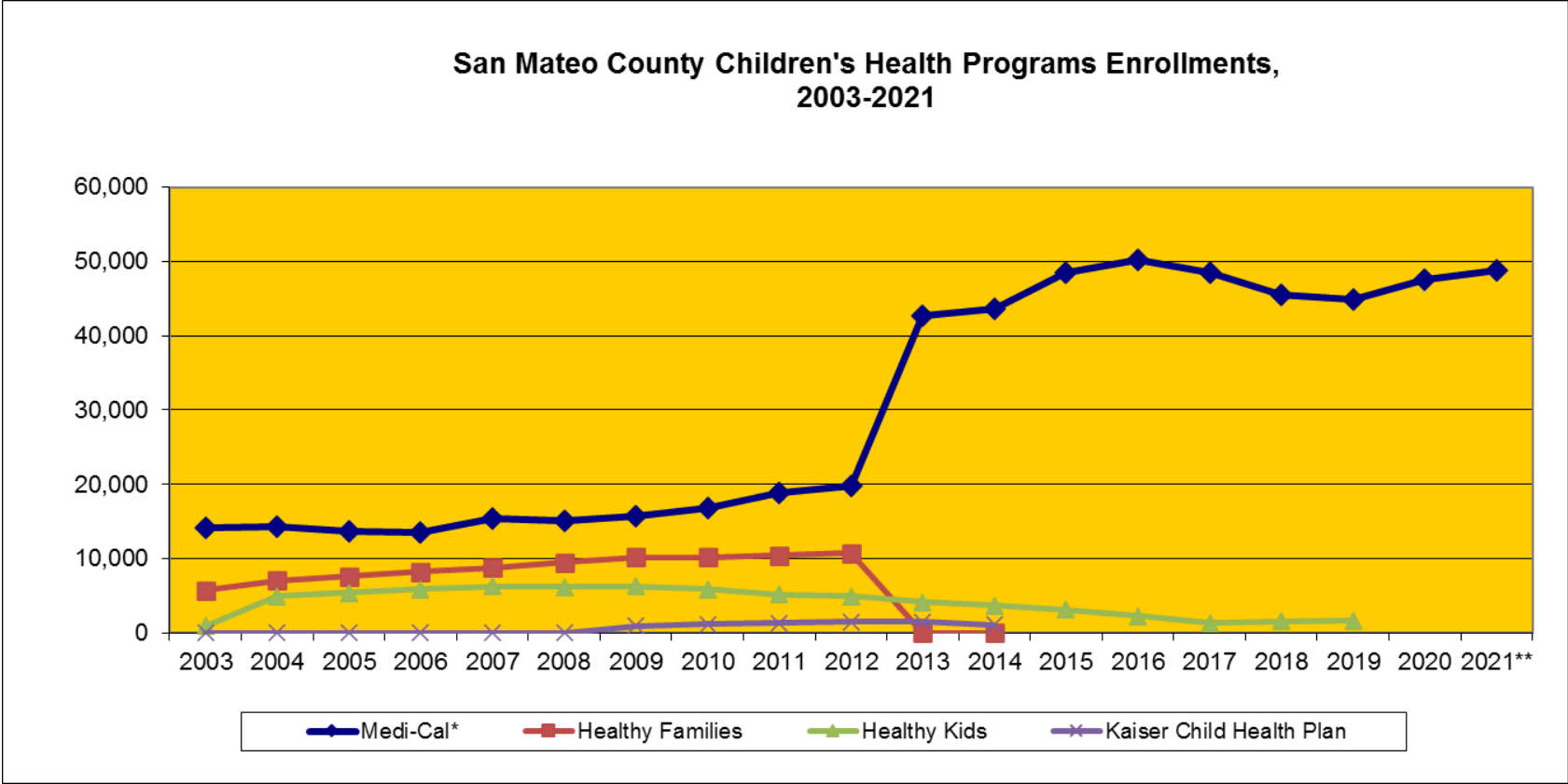
2011-2015

2016- now



SAN MATEO  
COUNTY HEALTH  
All together better.

# Public health insurance = key platform for children's health, 49k (almost 1 in 3) insured by Medi-Cal today





# Children's Health Initiative

Upon the Celebration of Its

## 5<sup>th</sup> Anniversary

\*\*\*\*\*

WHEREAS, in an effort to provide comprehensive health insurance for more than 17,000 San Mateo County children from low-income families, the county created and launched the Children's Health Initiative in 2002; and

WHEREAS, seven entities comprise the Children's Health Initiative Oversight Coalition: San Mateo County Central Labor Council; Hospital Consortium of San Mateo County; Silicon Valley Community Foundation; the County Health Department; the County Human Services Agency; First 5 San Mateo County and the Health Plan of San Mateo; and

WHEREAS, through partnerships with school districts, labor groups and various organizations public and private, more than 700 children joined the Healthy Kids program on the first official day of enrollment, January 11, 2003; and

WHEREAS, based on the California Health Interview Survey, the number of uninsured children in San Mateo County from 2001 to 2005, decreased from 17,000 to approximately 3,000; dropping the county's rate of uninsured children from 4.3 percent to 1.9 percent; and

WHEREAS, over the past five years, more than 13,300 additional San Mateo County children and their families have benefited from the Initiative's services, plus the generosity of multiple funding partners have allowed the Initiative to be among the few in California without an enrollment wait list; and


WHEREAS, in 2005, San Mateo County received a Challenge Award presented by the California State Association of Counties for the Initiative's pioneering work in being the first in California to implement the One-e-App Web-based application processing system; and


WHEREAS, that same year, former Secretary of State Colin Powell's "America's Promise" organization cited the Children's Health Initiative as a component of San Mateo County being among the nation's top 100 youth-friendly communities.

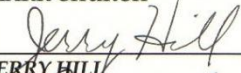
NOW, THEREFORE, BE IT RESOLVED that the Board of Supervisors of San Mateo County congratulates the Children's Health Initiative upon the celebration of its Fifth Anniversary. The Board expresses its gratitude to everyone dedicated to improving the health and lives of the Peninsula's children, and extends sincere wishes for many, many more years of continuous success and excellence.

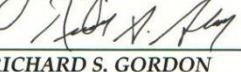
Dated: JANUARY 11, 2008

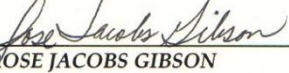
SUPERVISORS:

  
 \_\_\_\_\_  
 ADRIENNE J. TISSIER, PRESIDENT


  
 \_\_\_\_\_  
 MARK CHURCH

  
 \_\_\_\_\_  
 JERRY HILL

  
 \_\_\_\_\_  
 RICHARD S. GORDON

  
 \_\_\_\_\_  
 ROSE JACOBS GIBSON



Attest:   
 Deputy Clerk of the Board of Supervisors





# WHAT DOES THIS MILESTONE MEAN TO OUR LEADERS?

--- ten words or less

**“Healthy Kids is a healthy community!”**


-- Don Horsley, San Mateo County Board of Supervisors

# Learnings and next steps

- A **unified purpose** enabled collective action and results – health insurance for every child in San Mateo County
  - Simplified/ unified outreach – Everyone qualifies
  - Problems escalated to find root causes
  - Reduced barriers in enrollment, renewal and accessing medical/ dental care
  - Spillover benefits to development and well-being – reduced school days missed
- Addressing coverage and access exposed gaps – **inequitable conditions** have loomed even larger during the pandemic
- **Partnership** across entities and has leveraged investments and propelled **collective impact**
  - Invested in meeting pandemic relief needs
  - Investing in families ineligible for child tax credit
  - Investing in oral health capacity
  - Plan to sunset fund through either shared investment or return of \$



# THANK YOU!



**SAN MATEO  
COUNTY HEALTH**  
All together better.





# Annual Report to First 5 California

Fiscal Year 2020-21

# Purpose of the Annual Report

The Annual Report provides information about our local activities and expenditures to First 5 California. It includes:

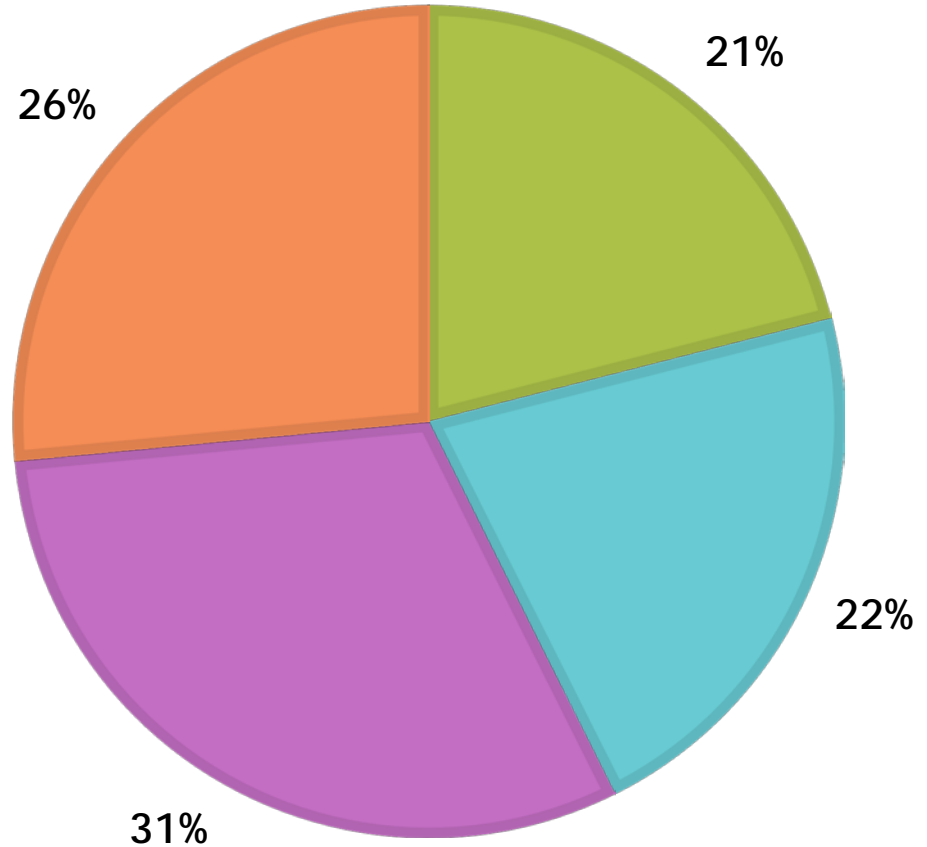
- Fiscal information (e.g., expenditures)
- Client data (number of children, parents, and providers served)
- Narrative (County Highlights and brief description of evaluation activities)



# Fiscal Data

- Family Functioning: \$948,179
- Child Health: \$974,474
- Child Development: \$1,394,373
- Systems Change: \$1,196,220

■ Family Functioning      ■ Child Health  
■ Child Development      ■ Systems Change

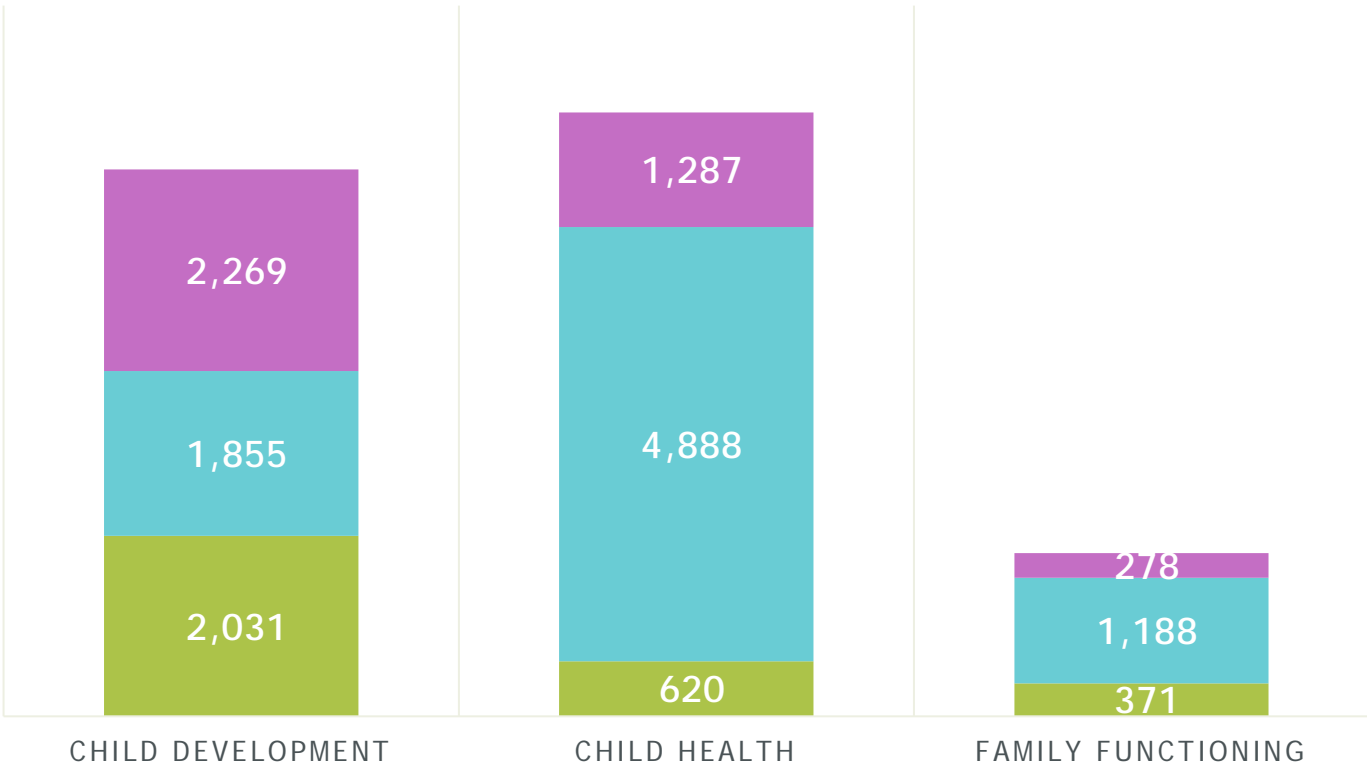




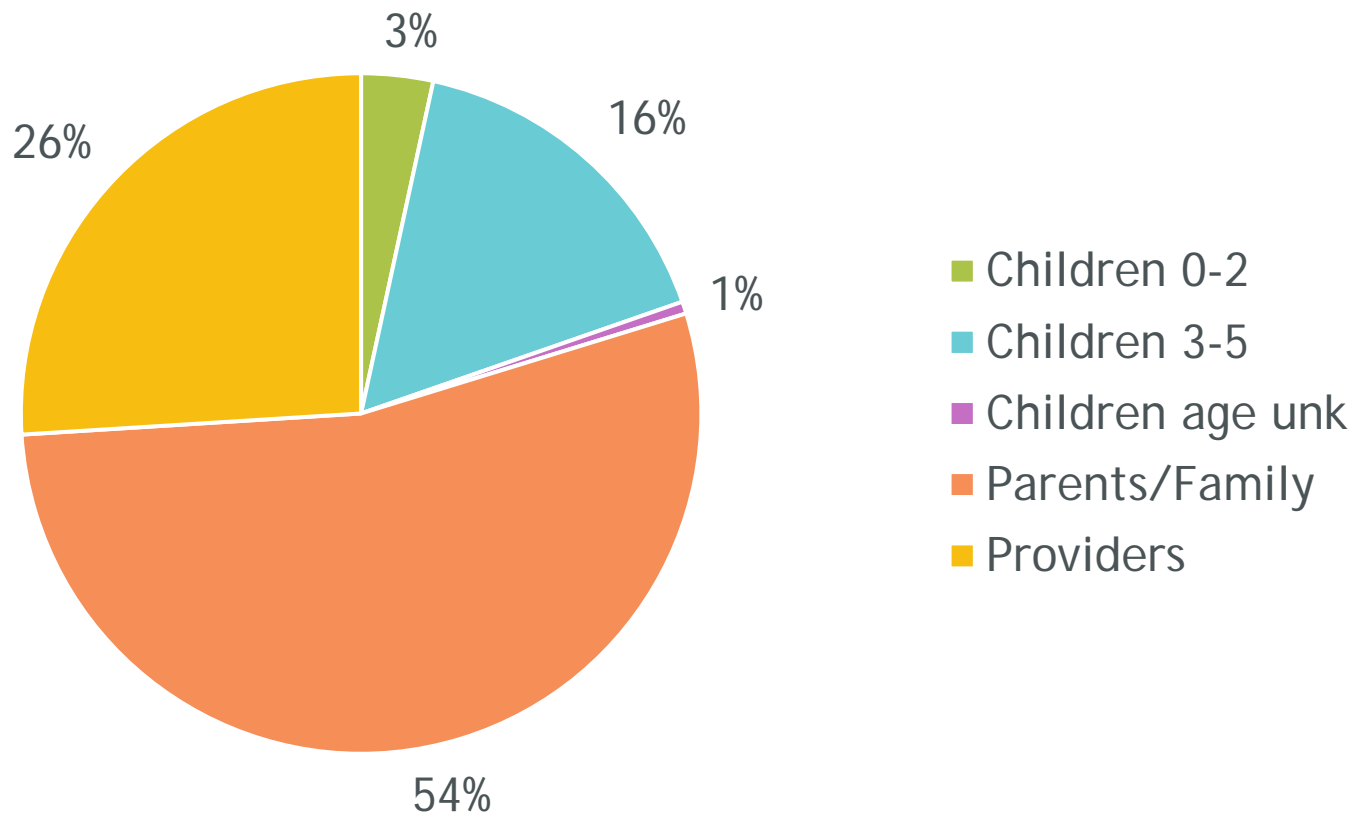
# Clients Served: *by Focus Area*

N=14,787

■ Children   ■ Parents/Family Members   ■ Providers



# Clients Served: *by Category*



# Family Demographics



Race/Ethnicity	First 5 SMC	San Mateo County
AI/AN	1.1%	<1%
Asian	10%	23%
Black/African-American	4.5%	1%
Latino	66%	32%
Pacific Islander	3.5%	2%
White	7%	32%
Multiracial	4%	13%
Language	First 5 SMC	San Mateo County
English	44%	56%
Spanish	49%	17%
Asian Languages	3.2%	19%
Bilingual English/Spanish	3.3%	8%



## Questions and Comments